

## American Recovery and Reinvestment Act (ARRA) Tennessee Fourth Quarter Reporting Summary

The Recovery Act is providing states with more than \$246 billion of a total \$787 billion made available to create and retain jobs, invest in infrastructure and speed economic recovery.

A major component of the Recovery Act is its requirement for an unprecedented level of transparency and accountability so people can see how the funds are being spent. Specific reporting requirements have been set for government agencies and recipients of Recovery funds to measure progress.

ARRA Section 1512 requires federal agencies, prime recipients and sub-recipients to submit data within 10 days after the end of each calendar quarter for grants, loans, and federally-awarded contracts under the Recovery Act.

Certain programs that provide benefits to individuals or organizations that qualify for those benefits also receive ARRA funds but are not subject to ARRA 1512 reporting. Examples of these programs are the Emergency Food Assistance Program (Agriculture), Foster Care/Adoption Program (Children's Services), Food Stamp Benefits (Human Services) and Unemployment Insurance Program (Labor and Workforce Development).

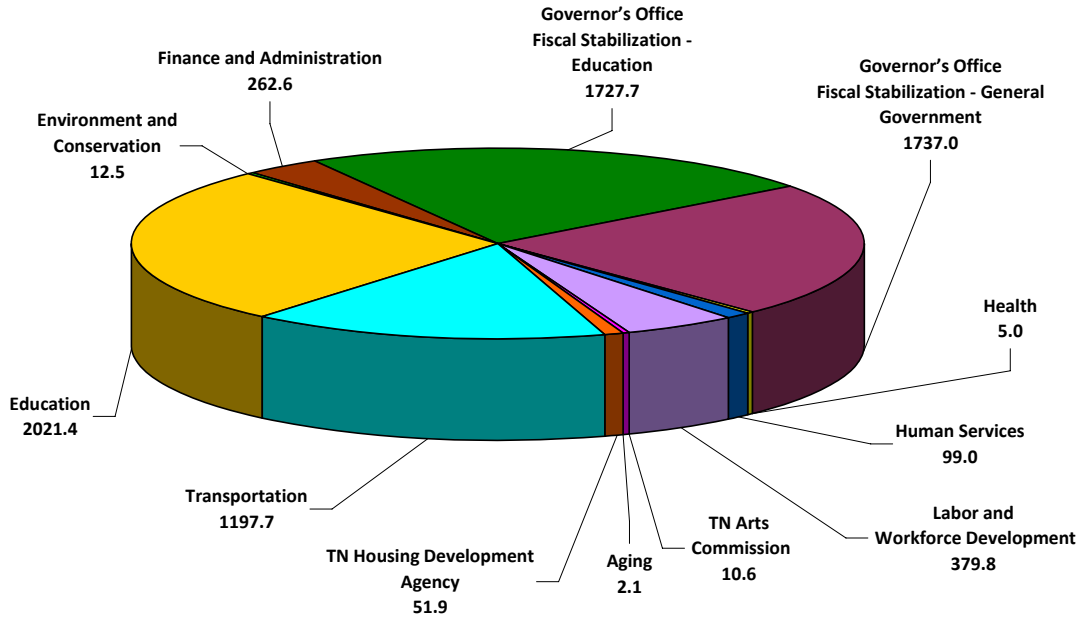
The state of Tennessee utilizes a centralized 1512 reporting process for funds that flow to or through state agencies to minimize the likelihood of duplications in the data or non-compliance with federal requirements.

Tennessee successfully met its federal 1512 reporting requirements for ARRA funds that flowed to or through state agencies for the quarter ending Dec. 31, 2009.

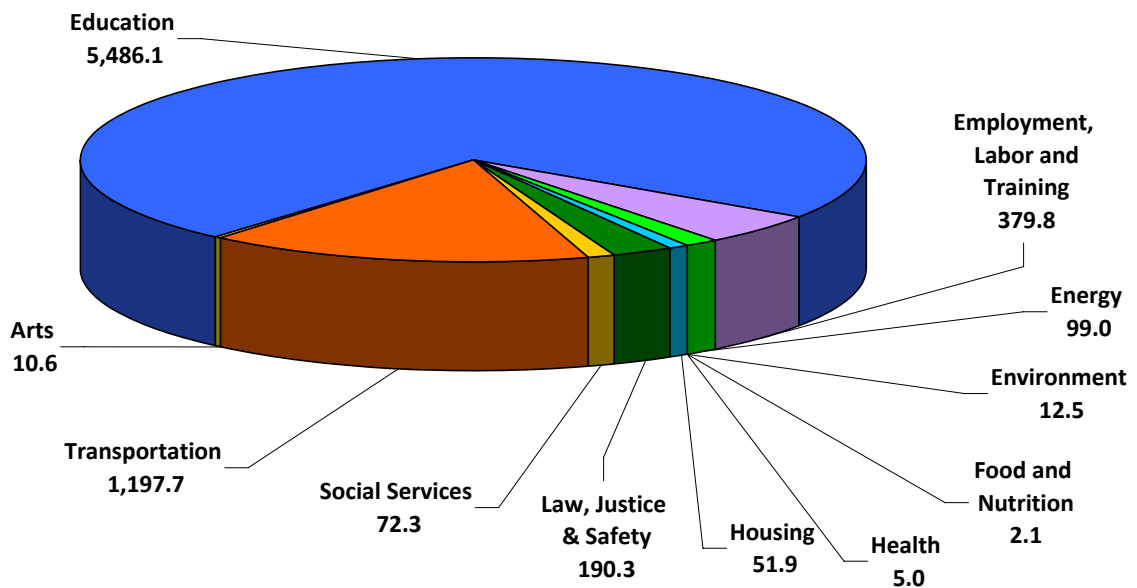
### Tennessee 1512 Reporting Overview - Quarter Ended Dec. 31, 2009

- Reports were submitted for 329 projects; of those, 271 were for transportation projects alone.
- The reports reflect spending (disbursements) of \$451 million in ARRA funds by 16 state agencies.
- In the fourth quarter of 2009, 7,507 jobs were created or retained in Tennessee. (Note: The federal Office of Management and Budget issued [new guidance](#) for jobs calculation in Recovery Act reporting on Dec. 18, 2009. The new guidance is being used in reporting jobs activity created by Recovery Act dollars for the period Oct. 1 - Dec. 31, 2009. [Learn more](#) about the new reporting guidelines.)
- Section 1512 reporting process includes 99 different data elements. The number of data elements reported per program depends on the fields applicable to the program and varies based on the number of sub-awards and vendors, if any, under that program.

## ARRA - State of Tennessee Jobs Created or Retained for 4th Qtr. 2009 Breakdown by Department



## ARRA - State of Tennessee Jobs Created or Retained for 4th Qtr. 2009 Breakdown by Category



**American Recovery and Reinvestment Act (ARRA)**  
**Tennessee State Government Expenditures**  
**Summary by Department**  
**As of December 31, 2009**

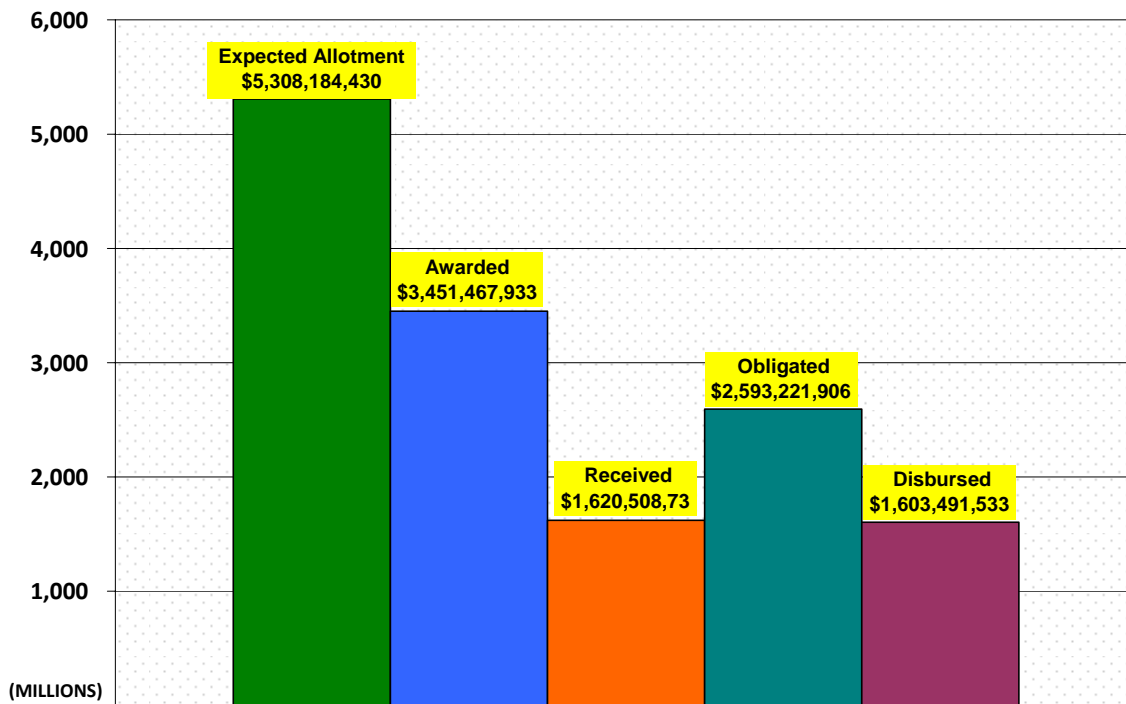
State Agency	Total Grants	Total ARRA Award	ARRA Funds Spent	ARRA Funds Received	Jobs Created or Retained for 4th Qtr. 2009
Agriculture	4	\$ 3,723,055	\$ 2,775,387	\$ 2,785,136	-
Children's Services	2	\$ 6,092,678	\$ 5,331,834	\$ 5,165,711	-
Economic and Community Development	6	\$ 90,229,060	\$ 1,266	\$ -	-
Education	8	\$ 458,651,816	\$ 68,836,007	\$ 68,836,007	2,021.4
Environment and Conservation	5	\$ 84,154,500	\$ 636,964	\$ 534,388	12.5
Finance and Administration	5	\$ 35,527,550	\$ 4,029,000	\$ 31,502,596	262.6
Governor's Office, Fiscal Stabilization - Education	1	\$ 519,340,474	\$ 71,505,839	\$ 71,505,839	1,727.7
Governor's Office, Fiscal Stabilization - General Government	1	\$ 172,462,807	\$ 10,725,729	\$ 10,725,729	1,737.0
Health	12	\$ 5,972,180	\$ 61,659	\$ 39,803	5.0
Human Services	9	\$ 362,539,757	\$ 225,604,493	\$ 223,587,304	99.0
Labor and Workforce Development	9	\$ 250,159,040	\$ 206,841,420	\$ 209,226,589	379.8
Military	1	\$ 450,000	\$ -	\$ 450,000	-
TennCare	1	\$ 810,884,026	\$ 785,474,599	\$ 785,474,599	-
Tennessee Regulatory Authority	1	\$ 908,408	\$ -	\$ -	-
TN Arts Commission	1	\$ 321,800	\$ 106,195	\$ 95,995	10.6
TN Commission on Aging and Disability	2	\$ 1,972,292	\$ 495,483	\$ 327,933	2.1
TN Housing Development Agency (THDA)	3	\$ 105,535,153	\$ 1,996,243	\$ -	51.9
Transportation	271	\$ 541,070,539	\$ 217,596,617	\$ 208,778,307	1,197.7
Treasury	1	\$ 1,472,799	\$ 1,472,799	\$ 1,472,799	-
<b>Totals</b>	<b>343</b>	<b>\$ 3,451,467,933</b>	<b>\$ 1,603,491,533</b>	<b>\$ 1,620,508,735</b>	<b>7,507.4</b>

\* Includes grants, loans and contracts as well as ARRA funds not required to be reported as part of ARRA Section 1512 guidelines.

**Highlights of the Recovery Act's Impact in Tennessee - As of Dec. 31, 2009**

- The state of Tennessee expects to receive more than \$5.3 billion in ARRA funds. Of that, \$3.451 billion has been awarded to Tennessee by the federal government and \$1.620 billion received.
- The state of Tennessee has obligated \$2.593 billion and disbursed \$1.6 billion in ARRA funds, including more than \$1.152 billion to individuals and organizations through programs not subject to 1512 reporting.
- The period ended Dec. 31, 2009, was the second reporting period under the Recovery Act, which is a two-year program.
- A [summary](#) of the state's ARRA spending as of Dec. 31, 2009, is online at [www.TNRecovery.gov](http://www.TNRecovery.gov).

**ARRA - Tennessee State Government  
Summary of Spending - All Programs  
As of December 31, 2009**



**Recovery.gov**

The federal government will publish data submitted by all ARRA recipients for the most recent reporting period on [www.Recovery.gov](http://www.Recovery.gov) on Jan. 30, 2010.

Because the state reports only on funds that flow to or through state agencies, reporting by the state represents only part of Tennessee's overall recovery picture.

Funds awarded directly to non-state recipients and sub-recipients of ARRA funds will also be published on Recovery.gov on Jan. 30, 2010.

## **Additional Information and Resources**

**Tennessee State Government Spending Summary - Dec. 31, 2009**

<http://www.tnrecovery.gov/docs/123109ARRAFinancialSum.xls>

**Frequently Asked Questions about the Changes in Federal Job Reporting**

<http://www.tnrecovery.gov/federalreporting.html#faqs>

**OMB's Updated Guidance on Jobs Reporting**

[http://www.whitehouse.gov/omb/assets/memoranda\\_2010/m10-08.pdf](http://www.whitehouse.gov/omb/assets/memoranda_2010/m10-08.pdf)

**View Tennessee Data on Recovery.gov**

<http://www.recovery.gov/Transparency/RecipientReportedData/Pages/RecipientReportedDataMap.aspx>

- Click on Tennessee on the map to view Tennessee data
- Click on "Text View of Data" in the bottom left corner of the map border to view information in table format
- Click on an individual award number to view additional detail about the award, including project overview, sub-awards information and transactions, and jobs created.

**Tutorials: How to Use the Maps on Recovery.gov**

<http://www.recovery.gov/FAQ/tutorial/Videos/Tutorial.aspx>

**Download Center: Download Tennessee Data**

<http://www.recovery.gov/FAQ/Pages/DownloadCenter.aspx>

**Tennessee's Recovery Act Newsroom**

<http://news.tennesseeanytime.org/taxonomy/term/66/>