

American Recovery and Reinvestment Act (ARRA) Tennessee Reporting Summary 1st Qtr 2010: January 1 - March 31

The Recovery Act is providing states with more than \$246 billion of a total \$787 billion made available to create and retain jobs, invest in infrastructure and speed economic recovery.

The Act requires an unprecedented level of transparency and accountability so people can see how the funds are being spent. Specific reporting requirements have been established for government agencies and recipients of Recovery funds to measure progress.

ARRA Section 1512 requires federal agencies, prime recipients and sub-recipients to submit data within 10 days after the end of each calendar quarter for grants, loans, and federally-awarded contracts under the Recovery Act.

Certain programs that provide benefits to individuals or organizations that qualify for those benefits also receive ARRA funds but are not subject to ARRA 1512 reporting. Examples of these programs are the Emergency Food Assistance Program (Agriculture), Foster Care/Adoption Program (Children's Services), Food Stamp Benefits (Human Services) and Unemployment Insurance Program (Labor and Workforce Development).

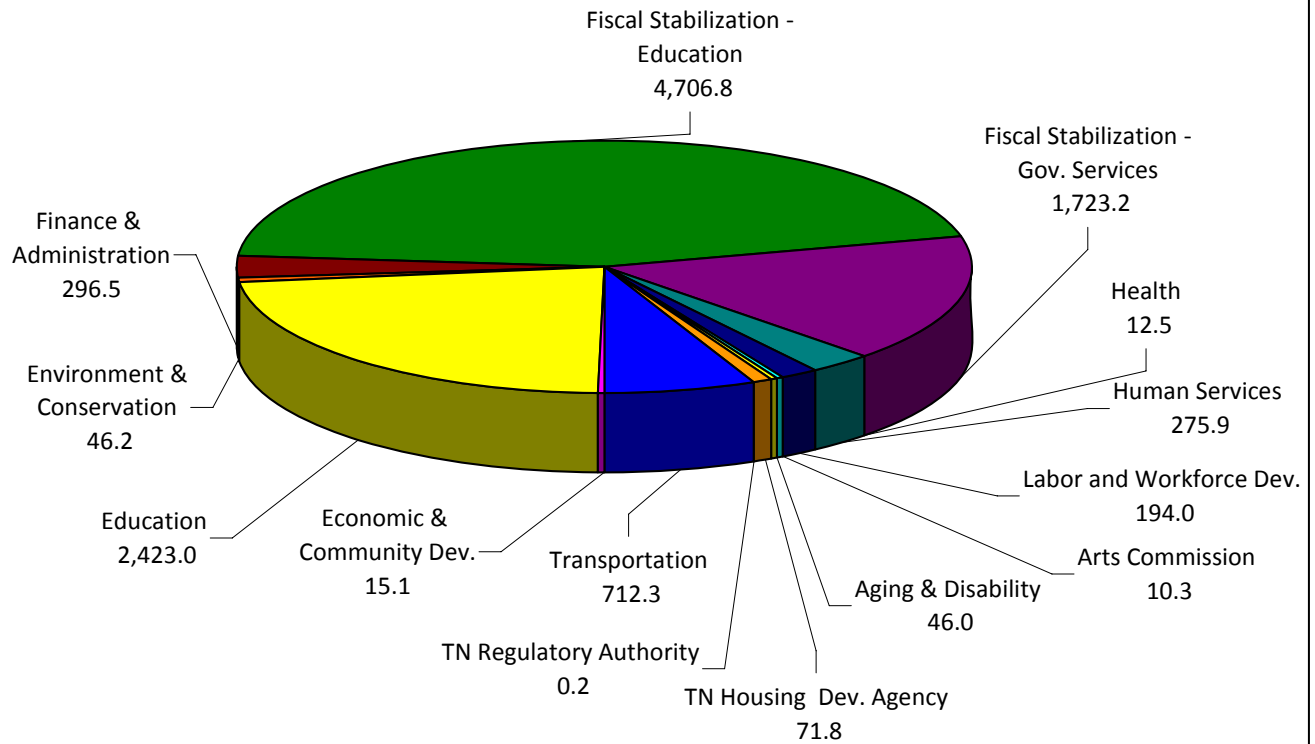
The state of Tennessee utilizes a centralized 1512 reporting process for funds that flow to or through most state agencies to minimize the likelihood of duplications in the data or non-compliance with federal requirements. For the quarter ended Mar. 31, 2010, three state agencies did their own 1512 reporting directly to the federal government: the Departments of Environment and Conservation, Human Services and Transportation.

Tennessee successfully met its federal 1512 reporting requirements for ARRA funds that flowed to or through state agencies for the quarter ending Mar. 31, 2010.

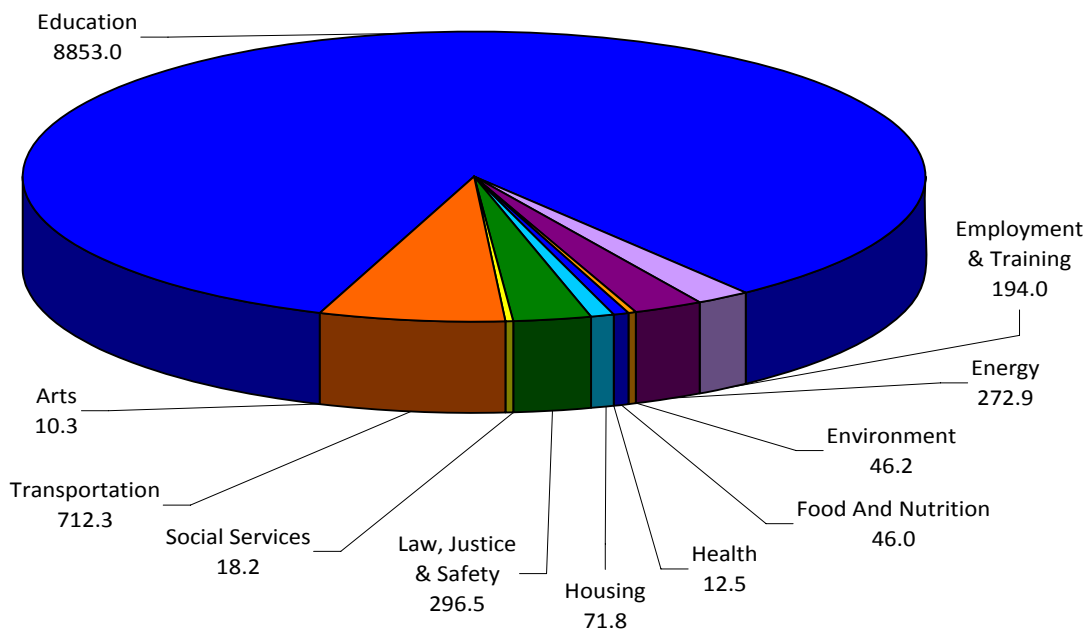
Tennessee 1512 Reporting Overview - Quarter Ended Mar. 31, 2010

- Reports were submitted for 383 projects; of those, 320 were for transportation projects alone.
- The reports reflect spending (disbursements) of \$651 million in ARRA funds by 17 state agencies.
- In the first quarter of 2010, 10,533 jobs were created or retained in Tennessee.
Note: The federal Office of Management and Budget issued [new guidance](#) for jobs calculation in Recovery Act reporting on Dec. 18, 2009. This guidance was first used in reporting jobs activity created by Recovery Act dollars for the period Oct. 1 - Dec. 31, 2009. [Learn more](#) about the jobs reporting guidelines.
- Section 1512 reporting process includes 99 different data elements. The number of data elements reported per program depends on the fields applicable to the program and varies based on the number of sub-awards and vendors, if any, under that program.

ARRA - State of Tennessee Jobs Created or Retained for 1st Qtr. 2010 Breakdown by Agency



ARRA - State of Tennessee Jobs Created or Retained for 1st Qtr. 2010 Breakdown by Category



**American Recovery and Reinvestment Act (ARRA)
Tennessee State Government Expenditures - Summary by Agency - Mar. 31, 2010**

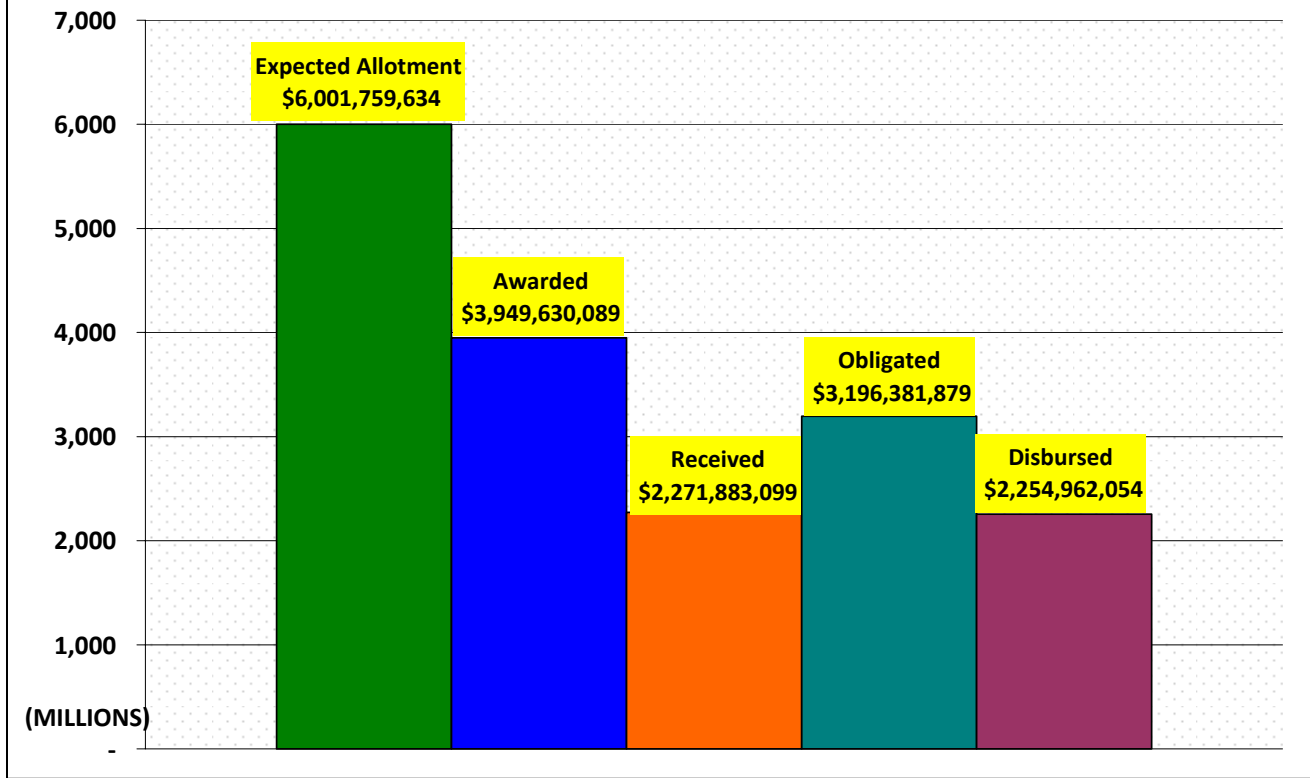
State Agency	Total Grants	Total ARRA Awards	ARRA Funds Spent	ARRA Funds Received	Jobs Created or Retained Q1 2010
Agriculture	4	\$ 3,702,467	\$ 2,859,071	\$ 2,859,071	-
Children's Services	2	7,327,060	7,039,394	6,888,362	-
Economic & Community Development	6	90,229,060	773,206	79,305	15.1
Education	11	461,651,816	121,528,241	121,528,241	2,423.0
Environment and Conservation	5	84,154,500	4,068,194	3,588,395	46.2
Finance and Administration	6	47,192,130	8,316,122	32,001,811	296.5
Fiscal Stabilization – Education	1	519,340,474	281,650,612	281,650,612	4,706.8
Fiscal Stabilization – Government Services	1	172,462,807	21,200,424	21,200,424	1,723.2
Health	6	7,895,824	209,603	168,243	12.5
Human Services	9	414,898,416	307,044,557	302,948,761	275.9
Labor & Workforce Development	6	315,940,805	280,714,738	281,763,823	194.0
Military	1	450,000	-	450,000	-
TennCare	1	1,000,000,000	942,563,957	942,563,957	-
Tennessee Regulatory Authority	1	908,408	2,878	-	0.2
TN Arts Commission	1	321,800	170,226	95,995	10.3
TN Commission on Aging and Disability	3	2,772,292	775,703	731,403	46.0
TN Housing Development Agency (THDA)	3	218,171,277	19,217,617	18,742,930	71.8
Transportation	320	600,738,154	255,777,511	253,158,765	712.3
Treasury	1	1,472,799	1,472,799	1,472,799	-
Totals	388	\$3,949,630,089	\$2,255,384,853	\$2,271,892,896	10,533.8

** Includes grants, loans and contracts as well as ARRA funds not required to be reported as part of ARRA Section 1512 guidelines.*

Highlights of the Recovery Act's Impact in Tennessee - As of Mar. 31, 2010

- The state of Tennessee expects to receive more than \$6 billion in ARRA funds. Of that, \$3.949 billion has been awarded to Tennessee by the federal government and \$2.271 billion received.
- The state of Tennessee has obligated \$3.196 billion and disbursed \$2.255 billion in ARRA funds, including more than \$1.450 billion to individuals and organizations through programs not subject to 1512 reporting.
- The period ended Mar. 31, 2010 was the third reporting period under the Recovery Act, which is a two-year program.
- A [summary](#) of the state's ARRA spending as of Mar. 31, 2010, is online at www.TNRecovery.gov.

**ARRA - State of Tennessee
Summary of Spending - All Categories
As of Mar. 31, 2010**



Race to the Top

On Mar. 29, 2010, the U.S. Department of Education announced that Tennessee was one of just two states selected to receive millions of dollars for education in the federal government's Race to the Top competition. The \$4.35 billion Race to the Top Fund provided by the Recovery Act is an unprecedented federal investment in education reform.

Tennessee will receive approximately \$500 million to implement its comprehensive school reform plans over the next four years. No Race to the Top funds were received by the state in the reporting period ended Mar. 31, 2010.

Recovery.gov

The federal government will publish data submitted by all ARRA recipients for the most recent reporting period on www.Recovery.gov on Apr. 30, 2010.

Because the state reports only on funds that flow to or through state agencies, reporting by the state represents only part of Tennessee's overall recovery picture.

Funds awarded directly to non-state recipients and sub-recipients of ARRA funds will also be published on Recovery.gov on Apr. 30, 2010.

Additional Information and Resources

Tennessee State Government Spending Summary - Mar. 31, 2010

<http://www.tnrecovery.gov/docs/ARRAFinancialSum.xls>

Frequently Asked Questions about the Changes in Federal Job Reporting

<http://www.tnrecovery.gov/federalreporting.html#faqs>

OMB's Updated Guidance on Jobs Reporting

http://www.whitehouse.gov/omb/assets/memoranda_2010/m10-08.pdf

View Tennessee Data on Recovery.gov

<http://www.recovery.gov/Transparency/RecipientReportedData/Pages/RecipientReportedDataMap.aspx>

- Click on Tennessee on the map to view Tennessee data
- Click on "Text View of Data" in the bottom left corner of the map border to view information in table format
- Click on an individual award number to view additional detail about the award, including project overview, sub-awards information and transactions, and jobs created.

Tutorials: How to Use the Maps on Recovery.gov

<http://www.recovery.gov/FAQ/tutorial/Videos/Tutorial.aspx>

Download Center: Download Tennessee Data

<http://www.recovery.gov/FAQ/Pages/DownloadCenter.aspx>

Tennessee's Recovery Act Newsroom

<http://news.tennesseeanytime.org/taxonomy/term/66/>